

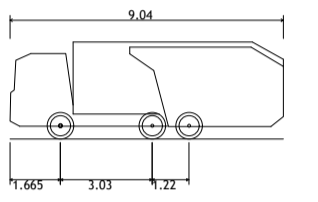
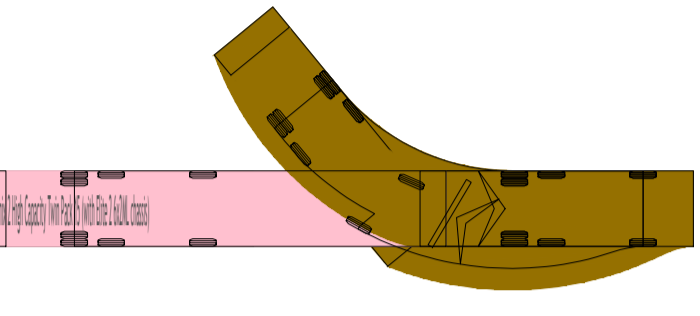


- GENERAL NOTES:**
- DO NOT SCALE. ALL DIMENSIONS ON DRAWINGS ARE IN MILLIMETERS UNLESS NOTED OTHERWISE. USE FIGURED DIMENSIONS ONLY.
 - THIS DRAWING IS TO BE READ IN CONJUNCTION WITH ALL OTHER WORKS REQUIREMENTS

AUTOTRACK LEGEND

- VEHICLE MOVING FORWARD 
- VEHICLE IN REVERSE 



Phoenix 2 High Capacity Twin Pack 15 (with Elite 2 6x2ML chassis)
 Overall Length 9.940m
 Overall Width 2.500m
 Overall Body Height 3.200m
 Min Body Ground Clearance 0.410m
 Track Width 2.500m
 Lock-to-lock time 4.00s
 Curb to Curb Turning Radius 7.800m

LEGEND

SITE BOUNDARY 

Ordnance Survey Ireland Licence No. EN 0003721
 © Ordnance Survey Ireland / Government of Ireland

© PUNCH Consulting Engineers
 This drawing and any design hereon is the copyright of the Consultants and must not be reproduced without their written consent.
 All drawings remain the property of the Consultants.
 Figured dimension only to be taken from this drawing.
 Consultants to be informed immediately of any discrepancies before work proceeds.



Rev	Amendment	By	Date	Rev	Amendment	By	Date	Client:

PUNCH
 consulting engineers
 Dublin | Limerick | Cork | Galway | Glasgow

97 Henry Street, Limerick, V94 YC2H
 t +353 61 221 200 | w punchconsulting.com

Project: GREENPARK HOUSING			
Title: AUTOTRACK SIMULATIONS			
Drawn: C.Nolan	Date drawing: 2021-09-23	Technician Check: C.Nolan	Engineer Check: D.Gallery
Project No: 191325	Model Ref: 191325-PUNCH-XX-XX-M2-C-0700	Drawing Status: PLANNING	Revision No: PLO
Scale @ A1: 1:250	Document No: 191325-PUNCH-XX-XX-DR-C-0700	Revision No: PLO	